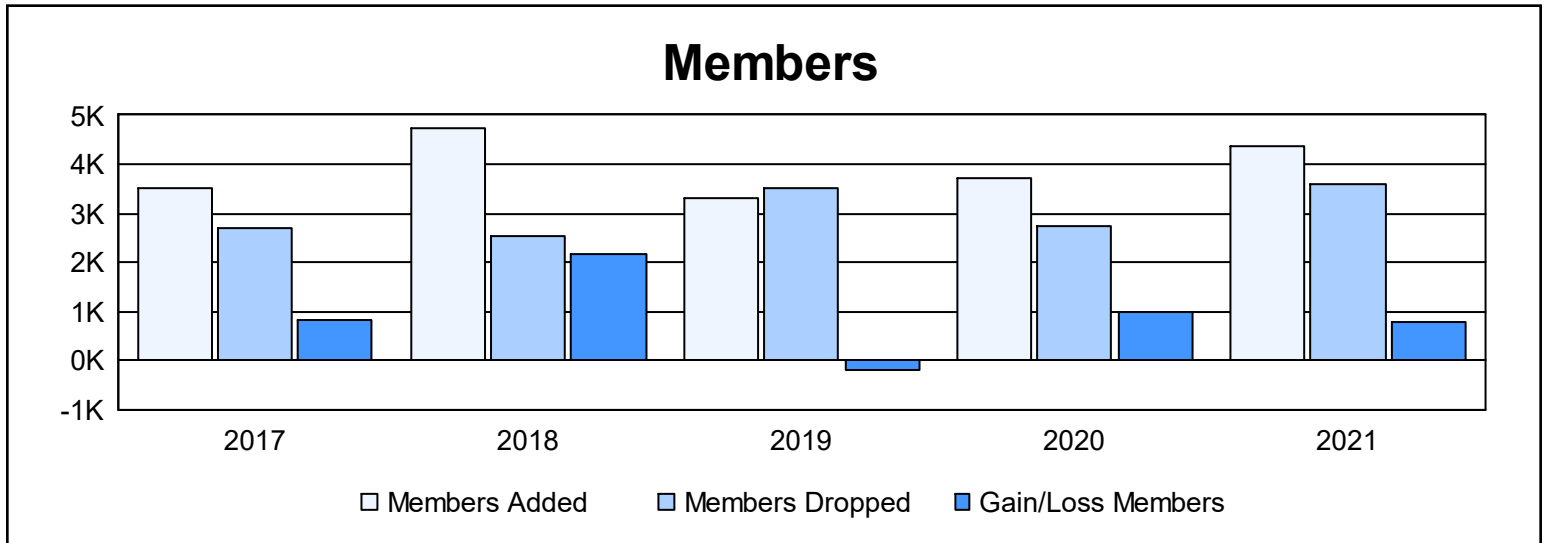
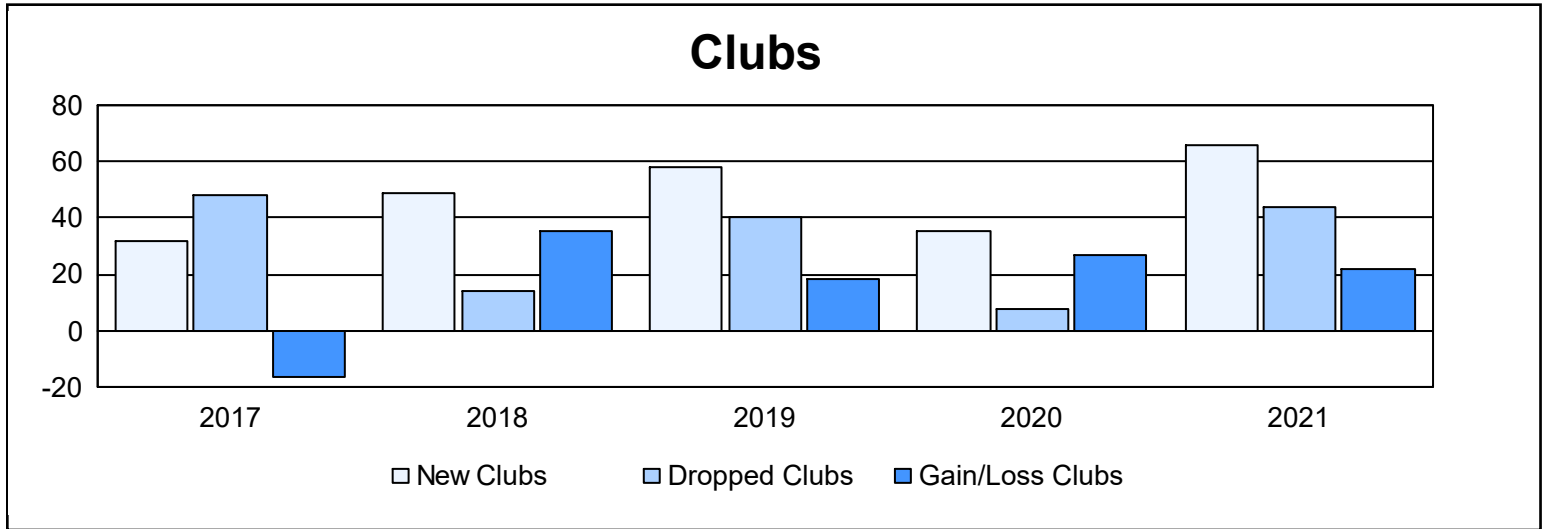
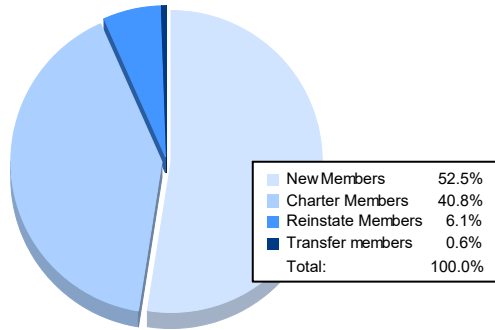


Year	New Clubs	Dropped Clubs	Gain/ Loss Clubs	New Members	Charter Members	Reinstate Members	Transfer Members	Total Member Added	Total Members Dropped	Gain/ Loss Members
2016-2017	32	48	-16	2,549	808	144	25	3,526	2,688	838
2017-2018	49	14	35	2,851	1,655	179	44	4,729	2,549	2,180
2018-2019	58	40	18	1,632	1,483	175	22	3,312	3,504	-192
2019-2020	35	8	27	2,010	1,126	566	15	3,717	2,740	977
2020-2021	66	44	22	2,299	1,784	268	25	4,376	3,588	788
<b>Average</b>	<b>48</b>	<b>31</b>	<b>17</b>	<b>2,268</b>	<b>1,371</b>	<b>266</b>	<b>26</b>	<b>3,932</b>	<b>3,014</b>	<b>918</b>



### Membership Composition June 2021 Cumulative



### Gender Composition June 2021 Cumulative

